

EANCOM[®] 2002 S4

FINSTA

Financial statement of an account message

Edition 2016

1. Introduction.....	2
2. Message Structure Chart	4
3. Branching Diagram.....	5
4. Segments Description	8
5. Segments Layout.....	10
6. Example(s)	34

1. Introduction

Status

MESSAGE TYPE : FINSTA
REFERENCE DIRECTORY : D.01B
EANCOM® SUBSET VERSION : 003

Definition

This message can be used to cater for various communication functions between financial institutions and their customers. The most frequent function is to provide a statement of booked items confirming entries on a customer's account. The message type may contain several accounts (quoted in the B-level).

Principles

Several accounts, value dates, entry dates and currencies may be specified.

The Financial Status message is a multiple message and is structured in three levels.

- Level A contains general routing information for the Financial Statement message.
- Level B contains account related data such as the type of statement, the account number and account balances. If you want to use the message to report on several accounts then each account should be identified individually in level B. Each level B may contain the following data; account number being reported; amounts such as opening and closing balances; statement number and page number; etc.
- Level C contains single items as advised to the customer by a debit or credit advice. The amount detailed in Level C is normally provided by a credit or debit advice message. Each level C may contain the following data; Reference numbers which are unique to the sender and receiver for reconciliation purposes; value and entry dates; bank operation codes; booked item amounts; etc.

The identification of statement page numbers

Within the EANCOM® Financial Statement message it is possible to communicate a statement containing over 9999 individual transactions (debits or credits). However, when a statement exceeds 9999 transactions a new page must be allocated to the statement to cater for the transactions numbered 10000 to 19999 (and so on for each block of 9999).

Within the FINSTA message statement numbering and statement page numbering is carried out in the RFF segment in Level B (group 4). Every statement identified in this segment must at a minimum also identify page 1.

Below you will find a chart which explains the relationship between statement numbers, statement page numbers, and transactions.

Statement Number (Day 1 and Day 2)	1234-12	1234-12	1234-13	1234-13
Account Numbers	987-12345	987-43432	987-12345	987-43432
Transactions to be reported	25000	15000	18000	10100
B-Levels - Page numbers	3	2	2	2

Note:

In the table detailed below each new day will result in a new FINSTA message. Therefore the Line Item Number (DE 1082) in the LIN segment will be reset to 1 for each new statement.

1. Introduction

FINSTA message	Day 1					Day 2			
B-Level - FII Segment	Account Number 987-12345		Account Number 987-12345			Account Number 987-12345		Account Number 987-12345	
B-Level - LIN DE 1082 Line item #	1	2	3	4	5	1	2	1	2
Statement Number RFF DE 1154	1234 -12	1234 -12	1234 -12	1234 -12	1234 -12	1234 -13	1234 -13	1234 -13	1234 -13
Page Number RFF DE 1156	1	2	3	1	2	1	2	1	2
C-Level - Transaction s	1 - 9999	10000 - 19999	20000 - 25000	1 - 9999	10000 - 15000	1 - 9999	10000 - 15000	1 - 9999	10000 - 15000

2. Message Structure Chart

Financial Statement Heading Section

UNH	1	M	1	- Message header
BGM	2	M	1	- Beginning of message
DTM	3	M	1	- Date/time/period
SG2		C	5	- FII
FII	4	M	1	- Financial institution information
SG3		C	3	- NAD
NAD	5	M	1	- Name and address

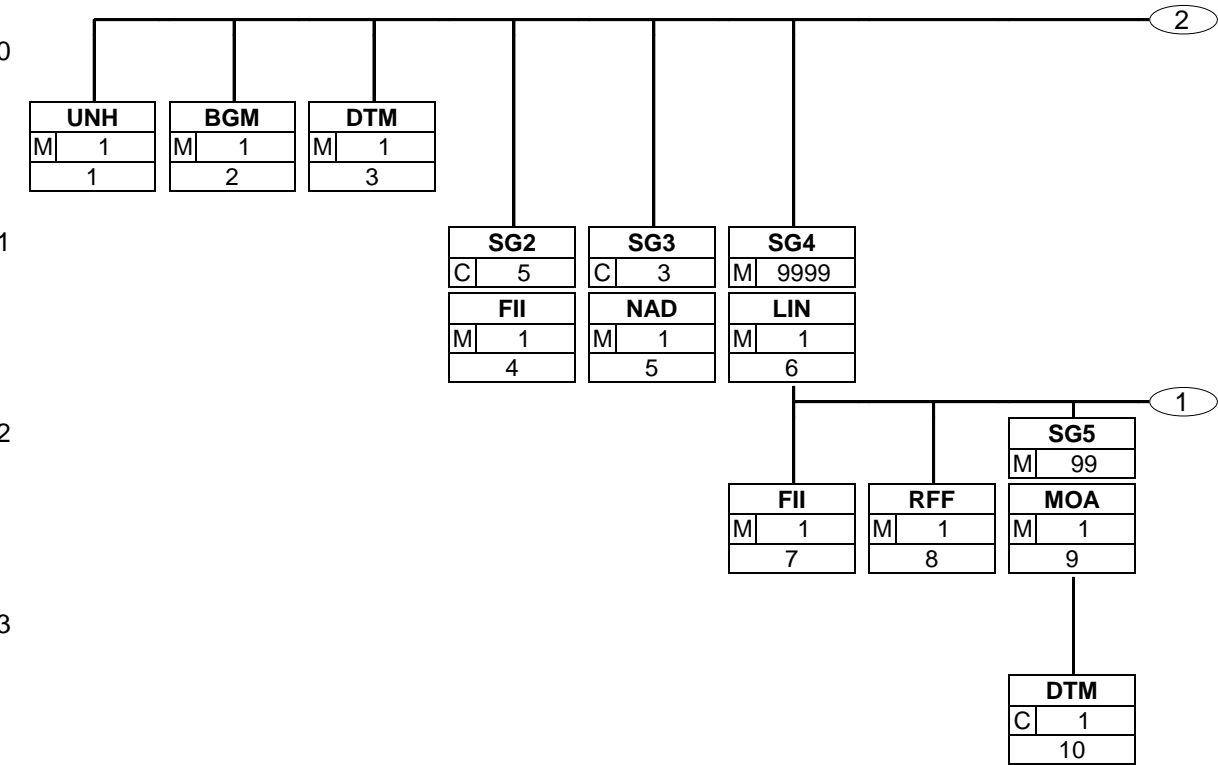
Financial Statement Detail Section

SG4		M	9999	- LIN-FII-RFF-SG5-SG6
LIN	6	M	1	- Line item
FII	7	M	1	- Financial institution information
RFF	8	M	1	- Reference
SG5		M	99	- MOA-DTM
MOA	9	M	1	- Monetary amount
DTM	10	C	1	- Date/time/period
SG6		C	9999	- SEQ-RFF-DTM-BUS-MOA-FTX
SEQ	11	M	1	- Sequence details
RFF	12	M	5	- Reference
DTM	13	M	2	- Date/time/period
BUS	14	M	1	- Business function
MOA	15	M	1	- Monetary amount
FTX	16	C	1	- Free text

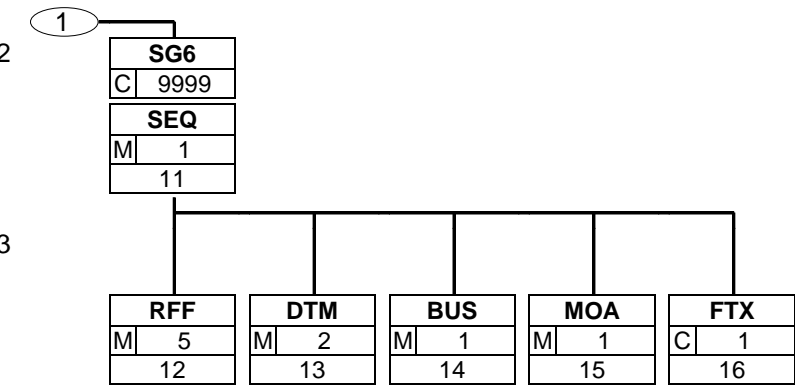
Financial Statement Summary Section

CNT	17	C	5	- Control total
SG7		C	5	- AUT-DTM
AUT	18	M	1	- Authentication result
DTM	19	C	1	- Date/time/period
UNT	20	M	1	- Message trailer

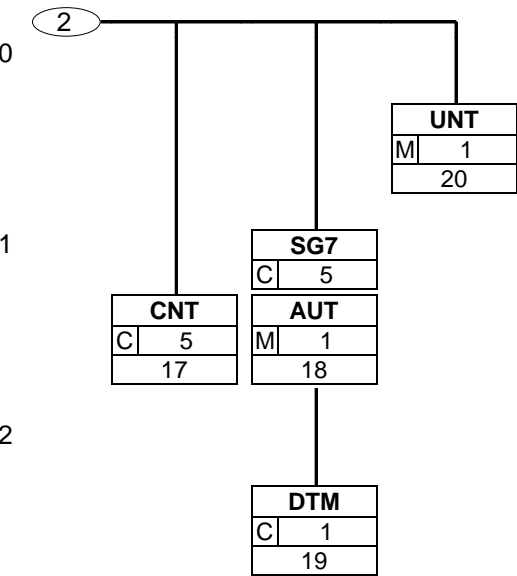
3. Branching Diagram



3. Branching Diagram



3. Branching Diagram



4. Segments Description

Financial Statement Heading Section

UNH - M 1	- Message header This segment is used to head, identify and specify a message.
BGM - M 1	- Beginning of message This segment is used to indicate the type and function of a message and to transmit the identifying number.
DTM - M 1	- Date/time/period This segment is used to specify the date of the financial statement message.
SG2 - C 5	- FII A group of segments identifying the financial institutions involved in the financial statement of an account message.
FII - M 1	- Financial institution information This segment is used to identify the financial institution sending the financial statement.
SG3 - C 3	- NAD A group of segments identifying the name(s) and address(es) of non-financial parties involved in the transaction.
NAD - M 1	- Name and address This segment is used to identify the party receiving the financial statement message.

Financial Statement Detail Section

SG4 - M 9999	- LIN-FII-RFF-SG5-SG6 A group of segments specifying details related to the account and type of account, such as statement number, balance, relevant amounts and dates.
LIN - M 1	- Line item This segment is used to identify a line within the financial statement by means of an incrementing unique line number.
FII - M 1	- Financial institution information This segment is used to identify the account details for which a financial statement is being provided.
RFF - M 1	- Reference This segment is used to provide the number of the statement.
SG5 - M 99	- MOA-DTM A group of segments indicating the balance of the account, its type and the respective dates (e.g. opening balance, final closing balance, etc.).
MOA - M 1	- Monetary amount This segment is used to specify any relevant amounts for the current statement and if required its currency.
DTM - C 1	- Date/time/period This segment is used to specify any dates relevant to the monetary amount specified in the MOA segment.
SG6 - C 9999	- SEQ-RFF-DTM-BUS-MOA-FTX A group of segments providing references, value and entry dates, the business function of the booked items, amounts, type and status.
SEQ - M 1	- Sequence details This segment is used to report on single items contained in the statement.

4. Segments Description

RFF - M 5	- Reference This segment is used to provide any references relevant to the current statement item.
DTM - M 2	- Date/time/period This segment is used to indicate the date on which an item was booked or the date on which an amount became available.
BUS - M 1	- Business function This segment is used to provide information related to the transaction type for the current statement item.
MOA - M 1	- Monetary amount This segment is used to provide monetary amounts related to the currently identified single item on the statement.
FTX - C 1	- Free text This segment is used to provide any free text information related to the booked item for which statement information is being provided.

Financial Statement Summary Section

CNT - C 5	- Control total This segment is used to provide application data for message control purposes.
SG7 - C 5	- AUT-DTM A group of segments specifying details of any authentication (validation) procedures applied to the FINSTA message.
AUT - M 1	- Authentication result This segment is used to provide details of any authentication procedures which have been applied to the financial statement message. The use of this segment is, including any algorithms and calculation procedures, dependent on bilaterally agreed conditions between the message sender and receiver.
DTM - C 1	- Date/time/period This segment is used to provide details related to the date and where necessary, the time, of the financial statement message validation.
UNT - M 1	- Message trailer This segment is a mandatory UN/EDIFACT segment. It must always be the last segment in the message.

5. Segments Layout

This section describes each segment used in the EANCOM® Financial Statement message. The original EDIFACT segment layout is listed. The appropriate comments relevant to the EANCOM® subset are indicated.

Notes:

1. The segments are presented in the sequence in which they appear in the message. The segment or segment group tag is followed by the (M)andatory / (C)onditional indicator, the maximum number of occurrences and the segment description.
2. Reading from left to right, in column one, the data element tags and descriptions are shown, followed by in the second column the EDIFACT status (M or C), the field format, and the picture of the data elements. These first pieces of information constitute the original EDIFACT segment layout.

Following the EDIFACT information, EANCOM® specific information is provided in the third, fourth, and fifth columns. In the third column a status indicator for the use of (C)onditional EDIFACT data elements (see 2.1 through 2.3 below), in the fourth column the restricted indicator (see point 3 on the following page), and in the fifth column notes and code values used for specific data elements in the message.

- 2.1 (M)andatory data elements in EDIFACT segments retain their status in EANCOM®.
- 2.2 Additionally, there are five types of status for data elements with a (C)onditional EDIFACT status, whether for simple, component or composite data elements. These are listed below and can be identified when relevant by the following abbreviations:

- REQUIRED	R	Indicates that the entity is required and must be sent.
- ADVISED	A	Indicates that the entity is advised or recommended.
- DEPENDENT	D	Indicates that the entity must be sent in certain conditions, as defined by the relevant explanatory note.
- OPTIONAL	O	Indicates that the entity is optional and may be sent at the discretion of the user.
- NOT USED	N	Indicates that the entity is not used and should be omitted.

- 2.3 If a composite is flagged as **N, NOT USED**, all data elements within that composite will have blank status indicators assigned to them.
3. Status indicators detailed in the fourth column which directly relate to the code values detailed in the fifth **column** may have two values:

- RESTRICTED	*	A data element marked with an asterisk (*) in the fourth column indicates that the listed codes in column five are the only codes available for use with this data element, in this segment, in this message.
- OPEN		All data elements where coded representation of data is possible and a restricted set of code values is not indicated are open (no asterisk in fourth column). The available codes are listed in the EANCOM® Data Elements and Code Sets Directory. Code values may be given as examples or there may be a note on the format or type of code to be used.

4. Different colours are used for the code values in the segment details: restricted codes are in red and open codes in blue.

5. Segments Layout

Segment number: 1

UNH		- M	1 - Message header		
Function: To head, identify and specify a message.					
Notes: 1. Data element S009/0057 is retained for upward compatibility. The use of S016 and/or S017 is encouraged in preference. 2. The combination of the values carried in data elements 0062 and S009 shall be used to identify uniquely the message within its group (if used) or if not used, within its interchange, for the purpose of acknowledgement.					
		EDIFACT	GS1	*	Description
0062	Message reference number	M an..14	M		Senders unique message reference. Sequence number of messages in the interchange. DE 0062 in UNT will have the same value. Generated by the sender.
S009	MESSAGE IDENTIFIER	M	M		
0065	Message type	M an..6	M	*	FINSTA = Financial statement of an account message
0052	Message version number	M an..3	M	*	D = Draft version/UN/EDIFACT Directory
0054	Message release number	M an..3	M	*	01B = Release 2001 - B
0051	Controlling agency, coded	M an..3	M	*	UN = UN/CEFACT
0057	Association assigned code	C an..6	R	*	EAN003 = GS1 version control number (GS1 Permanent Code) Indicates that the message is the EANCOM version 003 of the UNSM Financial Statement.
0110	Code list directory version number	C an..6	O		This data element can be used to identify the codelist agreed by the interchange partners, e.g. EAN001 = EANCOM 2002 S4 codelist released on 01.12.2002 by GS1.
0113	Message type sub-function identification	C an..6	N		
0068	Common access reference	C an..35	N		
S010	STATUS OF THE TRANSFER	C	N		
0070	Sequence of transfers	M n..2			
0073	First and last transfer	C a1			
S016	MESSAGE SUBSET IDENTIFICATION	C	N		
0115	Message subset identification	M an..14			
0116	Message subset version number	C an..3			
0118	Message subset release number	C an..3			
0051	Controlling agency, coded	C an..3			
S017	MESSAGE IMPLEMENTATION GUIDELINE IDENTIFICATION	C	N		
0121	Message implementation guideline identification	M an..14			

5. Segments Layout

0122	Message implementation guideline version number	C an..3			
------	--	---------	--	--	--

5. Segments Layout

Segment number: 1

		EDIFACT	GS1	*	Description
0124	Message implementation guideline release number	C an..3			
0051	Controlling agency, coded	C an..3			
S018	SCENARIO IDENTIFICATION	C	N		
0127	Scenario identification	Man..14			
0128	Scenario version number	C an..3			
0130	Scenario release number	C an..3			
0051	Controlling agency, coded	C an..3			

Segment Notes:

This segment is used to head, identify and specify a message.

DE's 0065, 0052, 0054, and 0051: Indicate that the message is a UNSM Financial Statement based on the D.01B directory under the control of the United Nations.

Example:

UNH+1+FINSTA:D:01B:UN:EAN003'

5. Segments Layout

Segment number: 2

BGM - M 1 - Beginning of message				
Function: To indicate the type and function of a message and to transmit the identifying number.				
		EDIFACT	GS1	* Description
C002	DOCUMENT/MESSAGE NAME	C	R	
1001	Document name code	C an..3	R	* 54 = Legal statement of an account 55 = Listing statement of an account 56 = Closing statement of an account 182 = Balance confirmation It is of critical importance to use the appropriate document name qualifier relevant to the message.
1131	Code list identification code	C an..17	N	
3055	Code list responsible agency code	C an..3	N	
1000	Document name	C an..35	N	
C106	DOCUMENT/MESSAGE IDENTIFICATION	C	R	
1004	Document identifier	C an..35	R	Statement Number assigned by document sender. For global unique identification of documents Global Document Type Identifier (GDTI) is available.
1056	Version identifier	C an..9	N	
1060	Revision identifier	C an..6	N	
1225	Message function code	C an..3	R	* 9 = Original 31 = Copy
4343	Response type code	C an..3	N	
Segment Notes: This segment is used to indicate the type and function of a message and to transmit the identifying number. Example: BGM+54+85512+9'				

5. Segments Layout

Segment number: 3

DTM		- M	1 - Date/time/period		
Function:					
To specify date, and/or time, or period.					
		EDIFACT	GS1	*	Description
C507	DATE/TIME/PERIOD	M	M		
2005	Date or time or period function code qualifier	M an..3	M	*	137 = Document/message date/time
2380	Date or time or period value	C an..35	R		
2379	Date or time or period format code	C an..3	R		102 = CCYYMMDD
Segment Notes:					
This segment is used to specify the date of the financial statement message.					
DE 2005: Identification of the 'Document/message date/time' (code value 137) is mandatory in an EANCOM message.					
Example:					
DTM+137:20021008:102'					

5. Segments Layout

Segment number: 4

SG2 - C 5 - FII					
FII - M 1 - Financial institution information					
Function:					
To identify an account and a related financial institution.					
		EDIFACT	GS1	*	Description
3035	Party function code qualifier	M an..3	M	*	MS = Document/message issuer/sender
C078	ACCOUNT HOLDER IDENTIFICATION	C	N		
3194	Account holder identifier	C an..35			
3192	Account holder name	C an..35			
3192	Account holder name	C an..35			
6345	Currency identification code	C an..3			
C088	INSTITUTION IDENTIFICATION	C	R		
3433	Institution name code	C an..11	A		
1131	Code list identification code	C an..17	O		25 = Bank identification
3055	Code list responsible agency code	C an..3	D		5 = ISO (International Organization for Standardization)
3434	Institution branch identifier	C an..17	O		
1131	Code list identification code	C an..17	O		
3055	Code list responsible agency code	C an..3	D		
3432	Institution name	C an..70	O		
3436	Institution branch location name	C an..70	O		
3207	Country name code	C an..3	O		ISO 3166 two alpha code
Segment Notes:					
This segment is used to identify the financial institution sending the financial statement.					
The preferred way to identify a bank and its branch is in machine readable format using data elements 3433 and 3434. When using C088 it is recommended that if data element 3433 is not used that 3432 be used, and that when data element 3434 is not used that data element 3436 be used.					
Example:					
FII+MS++KREDBEBB:25:5'					

5. Segments Layout

Segment number: 5

SG3	- C	3 - NAD			
NAD	- M	1 - Name and address			
Function:					
To specify the name/address and their related function, either by C082 only and/or unstructured by C058 or structured by C080 thru 3207.					
		EDIFACT	GS1	*	Description
3035	Party function code qualifier	M an..3	M	*	MR = Message recipient
C082	PARTY IDENTIFICATION DETAILS	C	A		
3039	Party identifier	M an..35	M		For identification of parties it is recommended to use GLN - Format n13.
1131	Code list identification code	C an..17	N		
3055	Code list responsible agency code	C an..3	R	*	9 = GS1
C058	NAME AND ADDRESS	C	O		This composite may only be used to fulfill the requirements of directive 2003/58/EC, article 4.
3124	Name and address description	M an..35	M		
3124	Name and address description	C an..35	O		
3124	Name and address description	C an..35	O		
3124	Name and address description	C an..35	O		
3124	Name and address description	C an..35	O		
C080	PARTY NAME	C	D		
3036	Party name	M an..35	M		Party Name in clear text.
3036	Party name	C an..35	O		
3036	Party name	C an..35	O		
3036	Party name	C an..35	O		
3036	Party name	C an..35	O		
3045	Party name format code	C an..3	O		
C059	STREET	C	D		
3042	Street and number or post office box identifier	M an..35	M		Building Name/Number and Street Name
3042	Street and number or post office box identifier	C an..35	O		
3042	Street and number or post office box identifier	C an..35	O		
3042	Street and number or post office box identifier	C an..35	O		
3164	City name	C an..35	D		City/Town name, clear text
C819	COUNTRY SUB-ENTITY DETAILS	C	D		
3229	Country sub-entity name code	C an..9	O		
1131	Code list identification code	C an..17	O		
3055	Code list responsible agency code	C an..3	O		

5. Segments Layout

Segment number: 5

	EDIFACT	GS1	*	Description
3228 Country sub-entity name	C an..70	O		County/State, clear text.
3251 Postal identification code	C an..17	D		Postal Code
3207 Country name code	C an..3	D		ISO 3166 two alpha code

Segment Notes:

This segment is used to identify the party receiving the financial statement message.

Example:

NAD+MR+5412345000020::9'

Dependency Notes:

The following composites and data elements are only used when a coded name and address can not be used.

The affected composites and data elements are as follows:

C080 - C059 - 3164 - C819 - 3251 - 3207

5. Segments Layout

Segment number: 6

SG4 - M 9999 - LIN-FII-RFF-SG5-SG6				
LIN - M 1 - Line item				
Function: To identify a line item and configuration.				
	EDIFACT	GS1	*	Description
1082 Line item identifier	C an..6	R		Application generated number of the count of the lines in the financial statement.
1229 Action request/notification description code	C an..3	N		
C212 ITEM NUMBER IDENTIFICATION	C	N		
7140 Item identifier	C an..35			
7143 Item type identification code	C an..3			
1131 Code list identification code	C an..17			
3055 Code list responsible agency code	C an..3			
C829 SUB-LINE INFORMATION	C	N		
5495 Sub-line indicator code	C an..3			
1082 Line item identifier	C an..6			
1222 Configuration level number	C n..2	N		
7083 Configuration operation code	C an..3	N		
Segment Notes: This segment is used to identify a line within the financial statement by means of an incrementing unique line number. If Global Trade Item Numbers are available it is mandatory to use GTIN within the LIN segment. Example: LIN+1'				

5. Segments Layout

Segment number: 7

SG4	- M	9999 - LIN-FII-RFF-SG5-SG6			
FII	- M	1 - Financial institution information			
Function: To identify an account and a related financial institution.					
		EDIFACT	GS1	*	Description
3035	Party function code qualifier	M an..3	M	*	HQ = Owner of account (SWIFT Code) AS = Account servicing financial institution
C078	ACCOUNT HOLDER IDENTIFICATION	C	R		
3194	Account holder identifier	C an..35	R		
3192	Account holder name	C an..35	O		
3192	Account holder name	C an..35	O		
6345	Currency identification code	C an..3	O		ISO 4217 three alpha
C088	INSTITUTION IDENTIFICATION	C	D		In some countries it is possible to identify within the account number the institution name and branch. Where this is possible the composite C088 will not be required. For international transactions it is recommended that the need for composite C088 should be checked before sending the message.
3433	Institution name code	C an..11	O		
1131	Code list identification code	C an..17	O		25 = Bank identification
3055	Code list responsible agency code	C an..3	D		5 = ISO (International Organization for Standardization)
3434	Institution branch identifier	C an..17	O		
1131	Code list identification code	C an..17	O		
3055	Code list responsible agency code	C an..3	D		
3432	Institution name	C an..70	O		
3436	Institution branch location name	C an..70	O		
3207	Country name code	C an..3	O		ISO 3166 two alpha code
Segment Notes: This segment is used to identify the account details for which a financial statement is being provided. The preferred way to identify a bank and its branch is in machine readable format using data elements 3433 and 3434. When using C088 it is recommended that if data element 3433 is not used that 3432 be used, and that when data element 3434 is not used that data element 3436 be used. Example: FII+HQ+0999999900+DRESDEFF:25:5'					

5. Segments Layout

Segment number: 8

SG4 - M 9999 - LIN-FII-RFF-SG5-SG6				
RFF - M 1 - Reference				
Function: To specify a reference.				
	EDIFACT	GS1	*	Description
C506 REFERENCE	M	M		
1153 Reference code qualifier	Man..3	M	*	YA6 = Bank statement number (SWIFT Code) YA3 = Numbering per year (GS1 Temporary Code) Code value 'YA6' is used to indicate the statement number given to the bank to uniquely identify each statement sent per year.
1154 Reference identifier	C an..70	R		
1156 Document line identifier	C an..6	R		This data element is used to identify the page number on a statement. The page number should start at one for each new statement and be incremented only when there are more than 9999 C levels (SEQ segment, data element 1050) per statements. See also page 2 for more information on statement numbering and page numbering.
4000 Reference version identifier	C an..35	N		
1060 Revision identifier	C an..6	N		
Segment Notes:				
This segment is used to provide the number of the statement.				
Example:				
RFF+YA6:87732:1'				
Page number one from statement number 87732.				
RFF+YA6:14:6'				
Page number 6 from statement number 14.				

5. Segments Layout

Segment number: 9

SG4	- M	9999 - LIN-FII-RFF-SG5-SG6			
SG5	- M	99 - MOA-DTM			
MOA	- M	1 - Monetary amount			
Function:					
To specify a monetary amount.					
		EDIFACT	GS1	*	Description
C516	MONETARY AMOUNT	M	M		
5025	Monetary amount type code qualifier	Man..3	M	*	315 = Opening balance (SWIFT Code) 343 = Closing balance (SWIFT Code) 344 = Value date balance (SWIFT Code) 345 = Cost amount for providing the balance (SWIFT Code) 346 = Total credits (SWIFT Code) 347 = Total debits (SWIFT Code) 357 = Interim opening balance (SWIFT Code) 358 = Interim closing balance (SWIFT Code) 359 = Balance to be confirmed for audit reasons When any of codes 315, 343, 344, 345, 357, 358, or 359 are used then the date on which the balances are valid must be provided in the following DTM segment.
5004	Monetary amount	C n..35	R		
6345	Currency identification code	C an..3	O		ISO 4217 three alpha codes
6343	Currency type code qualifier	C an..3	N		
4405	Status description code	C an..3	N		
Segment Notes:					
This segment is used to specify any relevant amounts for the current statement and if required its currency.					
Example:					
MOA+315:8500:EUR'					

5. Segments Layout

Segment number: 10

SG4	- M	9999 - LIN-FII-RFF-SG5-SG6
SG5	- M	99 - MOA-DTM
DTM	- C	1 - Date/time/period

Function:
To specify date, and/or time, or period.

		EDIFACT	GS1	*	Description
C507	DATE/TIME/PERIOD	M	M		
2005	Date or time or period function code qualifier	M an..3	M	*	157 = Validity start date 273 = Validity period 417 = Previous booking date/time YB9 = Total credits (SWIFT Code)
2380	Date or time or period value	C an..35	R		
2379	Date or time or period format code	C an..3	R		102 = CCYYMMDD

Segment Notes:
This segment is used to specify any dates relevant to the monetary amount specified in the MOA segment.

Example:
DTM+157:20020804:102'

5. Segments Layout

Segment number: 11

SG4	- M	9999 - LIN-FII-RFF-SG5-SG6
SG6	- C	9999 - SEQ-RFF-DTM-BUS-MOA-FTX
SEQ	- M	1 - Sequence details

Function:

To provide details relating to the sequence.

		EDIFACT	GS1	*	Description
1229	Action request/notification description code	C an..3	O		11E = Reporting item details included (SWIFT Code) 12E = No advice (SWIFT Code) 13E = Reporting item details sent separately (SWIFT Code) 14E = Reporting item details to follow (SWIFT Code) XB6 = Reporting item details advised just-in-time (SWIFT Code)
C286	SEQUENCE INFORMATION	C	R		
1050	Sequence position identifier	M an..10	M		
1159	Sequence identifier source code	C an..3	N		
1131	Code list identification code	C an..17	N		
3055	Code list responsible agency code	C an..3	N		

Segment Notes:

This segment is used to report on single items contained in the statement.

Example:

SEQ+14+6'

5. Segments Layout

Segment number: 12

SG4	- M	9999 - LIN-FII-RFF-SG5-SG6		
SG6	- C	9999 - SEQ-RFF-DTM-BUS-MOA-FTX		
RFF	- M	5 - Reference		
Function: To specify a reference.				
	EDIFACT	GS1	*	Description
C506	REFERENCE	M	M	
1153	Reference code qualifier	Man..3	M	AFS = Beneficiary's bank reference CK = Cheque number CR = Customer reference number DM = Document number RA = Remittance advice number XA4 = Account servicing bank reference (SWIFT Code) XA5 = Customer to customer reference number (SWIFT Code) XA6 = Third party reference number (SWIFT Code) XA8 = Credit card number (SWIFT Code) ANX = Clearing reference AAF = Debit card number
1154	Reference identifier	C an..70	R	
1156	Document line identifier	C an..6	O	
4000	Reference version identifier	C an..35	N	
1060	Revision identifier	C an..6	N	
Segment Notes: This segment is used to provide any references relevant to the current statement item. Example: RFF+CR:66521'				

5. Segments Layout

Segment number: 13

SG4	- M	9999 - LIN-FII-RFF-SG5-SG6
SG6	- C	9999 - SEQ-RFF-DTM-BUS-MOA-FTX
DTM	- M	2 - Date/time/period

Function:

To specify date, and/or time, or period.

		EDIFACT	GS1	*	Description
C507	DATE/TIME/PERIOD	M	M		
2005	Date or time or period function code qualifier	M an..3	M		179 = Booking date/time 209 = Value date
2380	Date or time or period value	C an..35	R		
2379	Date or time or period format code	C an..3	R		102 = CCYYMMDD

Segment Notes:

This segment is used to indicate the date on which an item was booked or the date on which an amount became available.

Example:

DTM+179:20020306:102'

5. Segments Layout

Segment number: 14

SG4	- M	9999 - LIN-FII-RFF-SG5-SG6			
SG6	- C	9999 - SEQ-RFF-DTM-BUS-MOA-FTX			
BUS	- M	1 - Business function			
Function:					
To provide information related to the processing and purpose of a financial message.					
		EDIFACT	GS1	*	Description
C521	BUSINESS FUNCTION	C	O		
4027	Business function type code qualifier	Man..3	M	*	1 = Underlying business function
4025	Business function code	Man..3	M		COM = Commission COS = Costs GDS = Purchase and sale of goods INT = Interest NET = Netting TAX = Tax payment
1131	Code list identification code	C an..17	O		
3055	Code list responsible agency code	C an..3	D		9 = GS1
4022	Business description	C an..70	O		
3279	Geographic area code	C an..3	R	*	DO = Domestic IN = International YC4 = European (SWIFT Code)
4487	Financial transaction type code	C an..3	O	*	1 = Clean payment 4 = Documentary payment
C551	BANK OPERATION	C	O		
4383	Bank operation code	Man..3	M		
1131	Code list identification code	C an..17	O		
3055	Code list responsible agency code	C an..3	D		
4463	Intra-company payment indicator code	C an..3	O	*	1 = Intra-company payment
Segment Notes:					
This segment is used to provide information related to the transaction type for the current statement item.					
When this segment is not used the statement item defaults to a clean payment.					
Example:					
BUS+1:GDS+IN'					

5. Segments Layout

Segment number: 15

SG4	- M	9999 - LIN-FII-RFF-SG5-SG6			
SG6	- C	9999 - SEQ-RFF-DTM-BUS-MOA-FTX			
MOA	- M	1 - Monetary amount			
Function:					
To specify a monetary amount.					
		EDIFACT	GS1	*	Description
C516	MONETARY AMOUNT	M	M		
5025	Monetary amount type code qualifier	M an..3	M		60 = Final (posted) amount 349 = Pending amount to be booked on account (SWIFT Code) 348 = Booked amount on the account (SWIFT Code) XB5 = Information amount (SWIFT Code)
5004	Monetary amount	C n..35	R		
6345	Currency identification code	C an..3	O		ISO 4217 three alpha code
6343	Currency type code qualifier	C an..3	N		
4405	Status description code	C an..3	O		4 = Final 5 = Subject to final payment 22 = Subject to agreed condition
Segment Notes:					
This segment is used to provide monetary amounts related to the currently identified single item on the statement.					
Example:					
MOA+60:1522'					

5. Segments Layout

Segment number: 16

SG4	- M	9999 - LIN-FII-RFF-SG5-SG6		
SG6	- C	9999 - SEQ-RFF-DTM-BUS-MOA-FTX		
FTX	- C	1 - Free text		
Function:				
To provide free form or coded text information.				
	EDIFACT	GS1	*	Description
4451	Text subject code qualifier	M an..3	M	ADS = Booked item information (SWIFT Code)
4453	Free text function code	C an..3	O	1 = Text for subsequent use
C107	TEXT REFERENCE	C	D	This composite is only used when trading partners have agreed to use mutually defined code values.
4441	Free text value code	M an..17	M	001 = Reference to standard text between trading partners.
1131	Code list identification code	C an..17	O	
3055	Code list responsible agency code	C an..3	D	91 = Assigned by supplier or supplier's agent 92 = Assigned by buyer or buyer's agent
C108	TEXT LITERAL	C	D	This composite is only used if coded text can not be used.
4440	Free text value	M an..512	M	
4440	Free text value	C an..512	O	
4440	Free text value	C an..512	O	
4440	Free text value	C an..512	O	
4440	Free text value	C an..512	O	
3453	Language name code	C an..3	D	ISO 639 two alpha code This data element is only used when non coded free text has been provided in data element C108.
4447	Free text format code	C an..3	N	
Segment Notes:				
This segment is used to provide any free text information related to the booked item for which statement information is being provided.				
Use of this segment in free form is not recommended since in most cases it inhibits automatic processing of the Financial Statement. Coded references to standard texts is an available functionality which enables automatic processing and reduces transmission and processing overheads. Standard texts should be mutually defined among trading partners and can be used to cover legal and other requirements.				
Example:				
FTX+ADS+++FINAL BOOKED ITEM AMOUNT'				

5. Segments Layout

Segment number: 17

CNT - C 5 - Control total				
Function: To provide control total.				
	EDIFACT	GS1	*	Description
C270 CONTROL	M	M		
6069 Control total type code qualifier	Man..3	M		2 = Number of line items in message 40 = Total number of sequence details in message
6066 Control total value	Mn..18	M		
6411 Measurement unit code	C an..3	O		
Segment Notes: This segment is used to provide application data for message control purposes. Example: CNT+2:14'				

5. Segments Layout

Segment number: 18

SG7	- C	5 - AUT-DTM
AUT	- M	1 - Authentication result

Function:				
To specify results of the application of an authentication procedure.				
	EDIFACT	GS1	*	Description
9280	Validation result value	M an..35	M	
9282	Validation key identifier	C an..35	O	This data element is used to identify the key which is/has been used to validate the contents of the message.

Segment Notes:	
This segment is used to provide details of any authentication procedures which have been applied to the financial statement message. The use of this segment is, including any algorithms and calculation procedures, dependent on bilaterally agreed conditions between the message sender and receiver.	
Example:	
AUT+77322'	

5. Segments Layout

Segment number: 19

SG7	- C	5 - AUT-DTM			
DTM	- C	1 - Date/time/period			
Function:					
To specify date, and/or time, or period.					
	EDIFACT	GS1	*	Description	
C507	DATE/TIME/PERIOD	M	M		
2005	Date or time or period function code qualifier	M an..3	M	*	218 = Authentication/validation date/time
2380	Date or time or period value	C an..35	R		
2379	Date or time or period format code	C an..3	R		102 = CCYYMMDD 203 = CCYYMMDDHHMM
Segment Notes:					
This segment is used to provide details related to the date and where necessary, the time, of the financial statement message validation.					
Example:					
DTM+218:200205231600:203'					
The financial statement was validated at 16:00 hrs on the 23rd of May 2002.					

5. Segments Layout

Segment number: 20

UNT - M 1 - Message trailer				
Function: To end and check the completeness of a message. Notes: 1. 0062, the value shall be identical to the value in 0062 in the corresponding UNH segment.				
		EDIFACT	GS1	*
				Description
0074	Number of segments in a message	M n..10	M	
				The total number of segments in the message is detailed here.
0062	Message reference number	M an..14	M	
				The message reference numbered detailed here should equal the one specified in the UNH segment.
Segment Notes: This segment is a mandatory UN/EDIFACT segment. It must always be the last segment in the message. Example: UNT+20+1'				

6. Examples

The following is an example of a Financial Statement message sent by the bank identified by the ISO bank identification code KREDBEBB to a message recipient identified by GLN 5422331123459.

The message, identified by the number 5851, which was generated on the 1st of August 2002, details an opening balance of 50000 Euros (EUR) and a closing balance of 63500 EUR. Movements on the account during the reporting period were a debit of 7000 EUR (beneficiary's bank reference number 762-1223-21) and two credits which totalled 20500 EUR (cheque number 21665 value 14000 EUR, and credit card number 877-522413-112 value 6500 EUR).

UNH+ME00000001+FINSTA:D:01B:UN:EAN003'	Message header
BGM+182+5851+9'	Balance confirmation number 5851
DTM+137:20020801:102'	Date of message 1st of August 2002
FII+MS++KREDBEBB:25:5'	Message sender identified by ISO bank identification code KREDBEBB
NAD+MR+5422331123459::9'	Message recipient identified by GLN 5422331123459
LIN+1'	Start of level B
FII+HQ+994-9876511:ABC EXPRESS+KREDBEBB:25:5'	Account owners bank and account number identification
RFF+YA6:AX-12232:1'	Bank statement number is AX-12232
MOA+315:50000:EUR'	Opening balance equals 50000 EUR
DTM+157:20020701:102'	Opening balance date 1st of July 2002
MOA+343:63500:EUR'	Closing balance equals 63500 EUR
DTM+157:20020731:102'	Closing balance date 31st of July 2002
MOA+346:20500:EUR'	Total credits equals 20500 EUR
MOA+347:-7000:EUR'	Total debits equals 7000 EUR
SEQ+14+1'	First occurrence level C, reporting items to follow
RFF+AFS:762-1223-21'	Beneficiary's bank reference number 762-1223-21
DTM+179:20020710:102'	Cheque booking date 10th of July 2002
BUS+1:GDS+IN'	The business reason : the purchase and sale of goods
MOA+XB5:-7000:EUR'	Cheque booked amount equals -7000 EUR
SEQ+14+2'	Second occurrence level C, reporting items to follow
RFF+CK: 21665'	Cheque number 21665
DTM+179:20020714:102'	Cheque booking date 14th of July 2002
BUS+1:GDS+IN'	The business reason : the purchase and sale of goods
MOA+XB5:14000:EUR'	Cheque booked amount equals 14000 EUR

6. Examples

SEQ+14+3'	Third occurrence level C, reporting items to follow
RFF+XA8: 877-522413-112'	Credit Card number 877-522413-112
DTM+179:20020719:102'	Cheque booking date 19th of July 2002
BUS+1:COS+IN'	The business reason : costs
MOA+AB5:6500:EUR'	Cheque booked amount equals 6500 EUR
CNT+2:1'	One LIN segment in the message
CNT+35:3'	Three SEQ segments in the message
UNT+32+ME0000001'	Total number of segments in the message equals 32

Note :

The EDI interchange will include the UNB..UNZ segments and, if applicable, the UNG..UNE segments. (See part 1 section 5.7).